

DGU DIGITAL PANEL METER AC VOLTAGE & CURRENT MODELS

KEY FEATURES

- Fast & Easy Installation
- True RMS measurements
- Programmable CT/PT Primary
- Programmable CT/PT Secondary
- Single phase, 3ph3wire or 3ph4wire Network
- Two auxillary power options
- 4 Digits ultra bright LED display
- In case of power failure last screen is stored
- Digit height 14mm
- IP54 Front (with gasket)
- IP65 for front with optional kit (96X96mm only)

Approvals

- IEC 61326-1: 2005
- IEC 61010-1-2001
- CE
- UKCA

TE Connectivity's (TE) Crompton Instruments DGU Digital Panel Meters have been designed for industrial applications, where precise measurement of the on-site Current and Voltage is necessary. The meter can be used in a variety of applications including industrial automation and for laboratory uses.

The DGU Digital Panel Meter has a class accuracy of 0.5 and measures Voltage or Current in 3 phase 4 Wire, 3 phase 3 Wire and single phase networks replacing the need for multiple analogue panel meters.

Using two function keys it is possible to display various parameters in Current and Voltage DPM. These function keys are also used for Network selection, CT/PT Primary values and CT/PT Secondary values. The user can easily set the display in auto scrolling mode or fixed screen mode using front panel keys.

In case of power failure, the instrument memorizes the last screen stored. For every 1 min. the instrument stores the screen no. in the non-volatile memory.

The DGU Digital Panel Meter conforms to IP54 (for front face) & IP20 (for back). The 96x96mm instrument has very low back depth (behind the panel) of less than 40mm.

Customers can count on consistent, high quality products, driven by TE's proven innovation and backed by our extraordinary customer support.



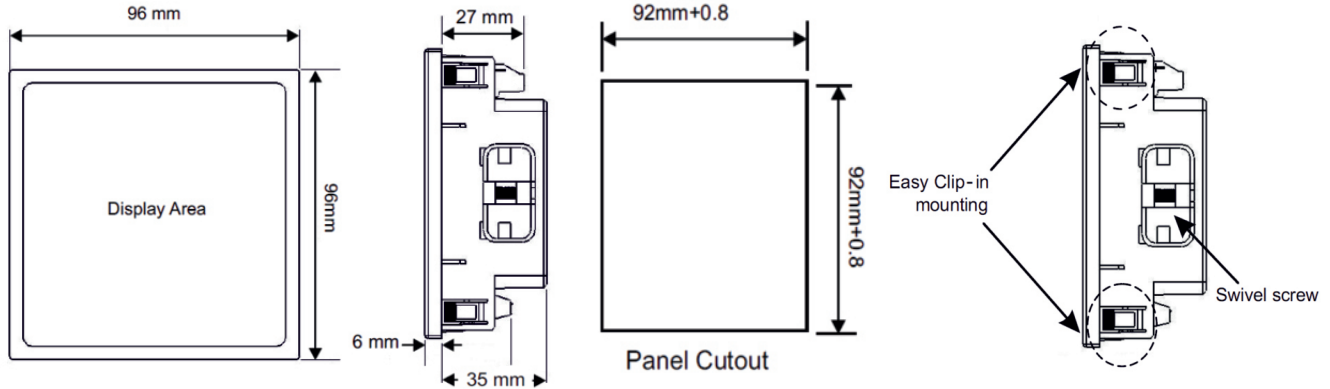
TECHNICAL SPECIFICATIONS

| | |
|---|---|
| Input Voltage: | |
| Nominal input voltage Ranges (AC RMS) (to be specified while ordering) | Phase -Neutral 57 - 288V L-N , Line-Line 100-500V L-L(For 3V) Phase -Neutral 57.5 - 300V L-N (For V) Phase -Neutral 600VL-N (Only for V(fixed)) |
| Max continuous input voltage | 120% of rated value |
| Nominal input voltage burden | < 0.3 VA approx. per phase. |
| | < 0.4 VA approx. (For 600VLN -1phase) |
| System PT primary values | 100VLL to 999kVLL programmable on site for 3 - Phase Voltage (3V) 57.5VLN to 999kVLN programmable on site for 1 - Phase Voltage (V). |
| Input Current: | |
| Nominal input current ranges | 1A or 5A AC RMS |
| System CT primary values | From 1A up to 999kA (for 1 or 5 Amp) |
| Max continuous input current | 120% of rated value (optional 150% of rated value) |
| Nominal input current burden | < 0.3 VA approx. per phase |
| Overload Indication: | "-oL-" (If input is greater than 125% of secondary value for Voltage and 125% (optional 155%) of secondary value for current) |
| Auxiliary Supply: | |
| AC DC Auxiliary Supply | 40-300V AC-DC (±5%) 20-40V AC / 20-60V DC |
| Frequency range | 45 to 65 Hz |
| VA burden | < 3 VA Approx 1 VA Approx at 24V AC/DC |
| Overload Withstand: | |
| Voltage | 2x rated value for 1 second, repeated 10 times at 10 second intervals |
| Current | 4x rated value for 1 second, repeated 5 times at 5 min intervals |
| Operating Measuring Ranges: | |
| Voltage & Current Range | 10 ... 120% of rated value |
| Frequency | 45...65 Hz |
| Reference conditions for Accuracy: | |
| Reference temperature | 23°C +/- 2°C |
| Input waveform | Sinusoidal (distortion factor 0.005) |
| Auxiliary supply voltage | Rated Value ±1% |
| Auxiliary supply frequency | Rated Value ±1% |
| Voltage Range | 20...100% of Nominal Value |
| Current Range | 10...100% of Nominal Value |
| Input Frequency | 50 Hz / 60 Hz |
| Accuracy: | |
| Voltage | ±0.5% of Nominal value |
| Current | ±0.5% of Nominal value |
| Safety | |
| Pollution degree: | 2 |
| Installation category: | III |
| High Voltage Test | 2.2 kV AC, 50Hz for 1 minute. |
| Environmental: | |
| Operating temperature | 0 to +55 °C |
| Storage temperature | -25 °C to +70 °C |
| Relative humidity | 0...90% non condensing |
| Shock | 15g in 3 planes |
| Vibration | 10...55Hz, 0.15mm amplitude |
| Enclosure | |
| Front | IP54 (IP65 for front with optional kit DGU-IP65-KIT (96X96mm only) |
| Back | IP20 |

DGU DIGITAL PANEL METER



96 x 96cm DIMENSIONS

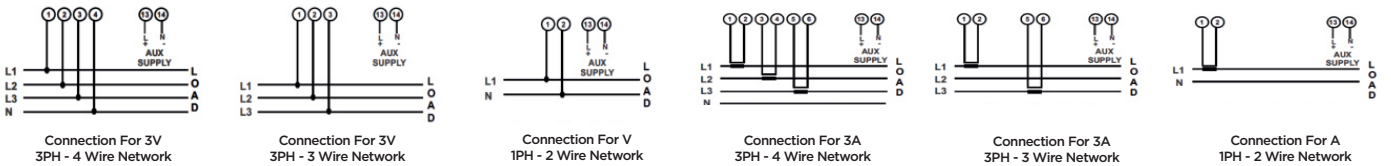


| DIMENSIONS | |
|-------------------------|--------------------------|
| Bezel size (DIN 43 718) | 96 mm x 96 mm. |
| Panel cut-out | 92 +0.8 mm x 92 + 0.8 mm |
| Overall depth | 40 mm |
| Weight | 310 gm Approx |

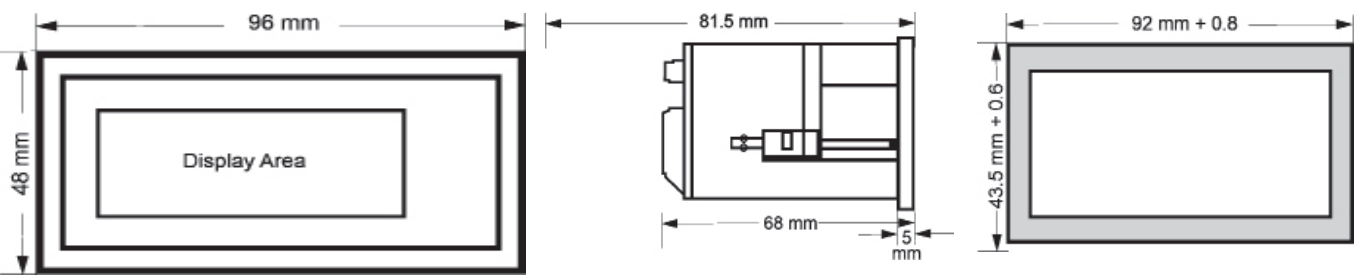
| PARAMETERS - DGU-3V | |
|---------------------|---|
| Network type | Parameter |
| 3 Phase 4 wire | a. Phase - Neutral Voltage VL1 b. Phase - Neutral Voltage VL2 c. Phase - Neutral Voltage VL3 d. Line - Line Voltage VL1L2 e. Line - Line Voltage VL2L3 f. Line - Line Voltage VL3L1 g. System Voltage |
| 3 Phase 3 wire | a. Line - Line Voltage VL1L2 b. Line - Line Voltage VL2L3 c. Line - Line Voltage VL3L1 d. System Voltage |

| PARAMETERS - DGU - 3A | |
|------------------------------------|---|
| Network type | Parameter |
| 3 Phase 4 wire & 3 Phase 3 wire | a. Phase current IL1 b. Phase current IL2 c. Phase current IL3 d. System current |

96 x 96cm WIRING DIAGRAMS



48 x 96cm DIMENSIONS

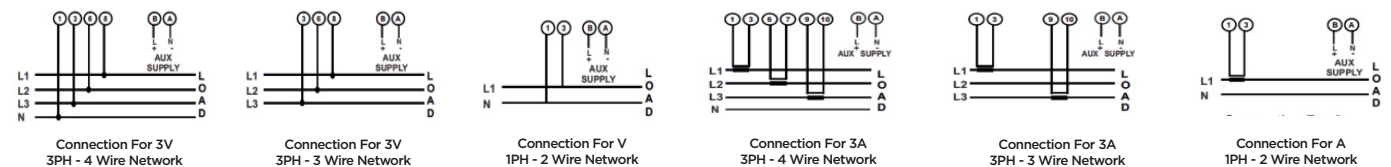


| DIMENSIONS | |
|-------------------------|-----------------------------|
| Bezel size (DIN 43 718) | 48 mm x 96 mm. |
| Panel cut-out | 43.5 +0.6= mm x 92 + 0.8 mm |
| Overall depth | 68 mm |
| Weight | 250 gm Approx |

| PARAMETERS - DGU-1V | |
|---------------------|----------------------------|
| Network type | Parameter |
| 1 Phase 2 wire | Phase - Neutral Voltage VL |

| PARAMETERS - DGU-1A | |
|---------------------|------------------|
| Network type | Parameter |
| 1 Phase 2 wire | Phase current IL |

48 x 96cm WIRING DIAGRAMS





EXAMPLE PART NUMBERS:

244-DGU-3-V-8B-H-5

= 96 x 96mm DGU Digital Meter - 3 Phase - AC Voltmeter - Input 57.5-300V L-N - Power Supply 40-300V AC/DC - Class 0.5

262-DGU-1-A-8D-L-5

= 96 x 48mm DGU Digital Meter - 1 Phase - AC Ammeter - Input 1A or 5A (programmable) - Power Supply 20-40V AC / 20-60V DC - Class 0.5

| PRODUCT NUMBERS - HOW TO ORDER - CHOOSE A NUMBER OR LETTER FROM THE FOLLOWING COLUMNS | | | | | |
|---|--------------------|-------------------------|---|---------------------------------|----------------------|
| | SYSTEM | TYPE | INPUT | POWER SUPPLY | ACCURACY CLASS |
| 244-DGU = 96x96mm | 1 = 1 Phase | V = AC Voltmeter | 8A = 600V L-N (Fixed input) | H = 40-300V AC/DC | 5 = Class 0.5 |
| 262-DGU = 96x48mm | 3 = 3 Phase | A = AC Ammeter | 8B = 57.5-300V L-N (1 Phase Onsite programmable) | L = 20-40V AC / 20-60VDC | |
| | | | 8C = 100-500V L-L (3 Phase Onsite programmable) | | |
| | | | 8D = 1/5A (Onsite programmable) | | |

OPTIONAL EXTRAS

| DESCRIPTION | PART NUMBER |
|---|----------------|
| IP65 PROTECTION KIT (96x96mm only) | DGU-IP65-KIT |
| 96 X 96mm Adaptor Plate for 48 X 96mm product | DGU-96DIN-KIT |
| 144 X 144mm Adaptor Plate for 96 X 96mm product | DGU-144DIN-KIT |



* IP65 Protection Kit for 244-DGU 96x96mm

te.com/energy

© 2018 TE Connectivity. All Rights Reserved. EPP-4063-DDS-11/22

TE Connectivity and TE connectivity (logo) are trademarks. Other logos, product and/or company names might be trademarks of their respective owners. While TE has made every reasonable effort to ensure the accuracy of the information in this brochure, TE does not guarantee that it is error-free, nor does TE make any other representation, warranty or guarantee that the information is accurate, correct, reliable or current. TE reserves the right to make any adjustments to the information contained herein at any time without notice. TE expressly disclaims all implied warranties regarding the information contained herein, including, but not limited to, any implied warranties of merchantability or fitness for a particular purpose. The dimensions in this catalog are for reference purposes only and are subject to change without notice. Specifications are subject to change without notice. Consult TE for the latest dimensions and design specifications.

**FOR MORE INFORMATION:
TE Technical Support Centers**

| | |
|-------------------|-----------------------|
| USA: | + 1 800 327 6996 |
| Canada: | + 1 (905) 475-6222 |
| Mexico: | + 52 (0) 55-1106-0800 |
| Latin/S. America: | + 54 (0) 11-4733-2200 |
| France: | + 33 380 583 200 |
| UK: | + 44 0870 870 7500 |
| Germany: | + 49 896 089 903 |
| Spain: | + 34 916 630 400 |
| Italy: | + 39 333 250 0915 |
| Benelux: | +32 16 508 695 |
| Russia: | +7 495-790 790 2-200 |
| China: | + 86 (0) 400-820-6015 |